

Suction Cups

HFB

Suction Cups for the Packaging Industry

HANWHA



Package



Plastic bag

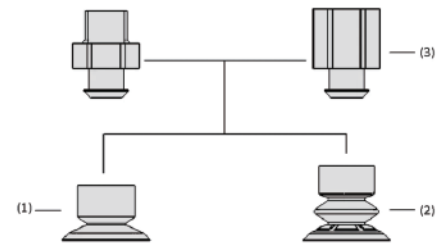
Product characteristics

- *Flexible, thin sealing lip and stable support surface for particularly unstable work pieces
- * Safe component handling due to good vacuum distribution
- * Large selection of materials to meet various requirements (food safety, chemical resistance, temperature resistance)



Product structure

- * Suction cups with thin and flexible seal lip including flat suction cups HFA (1)
- Or corrugated suction cup HFB1.5 fold (2)
- And connecting elements (3)
- * The inner support surface has a honeycomb structure and very good vacuum distribution
- * Suction area (+) from 10 mm to 40 mm



Product advantages

- * Balance the internal and external pressure of the vacuum grab, quickly release the product
- * Energy saving when handling non-permeable workpieces
- * Arbitrary installation position, suitable for small Spaces



*HFB Transport mobile phone film surface

Suction Cups

HFB

HANWHA



Package



Plastic bag

Suction Cups for the Packaging Industry



HFB Ordering NO

HFB	10	FG01	SI
1	2	3	4

1-Series		2-Diameter		3-Screw thread	
HFB	Suction Cup	10	10mm	F Internal thread	G01-G1/8
		15	15mm		G02-G1/4
		20	20mm	M External thread	M5
		25	25mm		G01-G1/8
		30	30mm		G02-G1/4
		40	40mm		

4-Material ⁽¹⁾	
SI	Silicone rubber
NBR	Nitrile rubber
NK	Natural rubber
HT1	High temperature material(blue)
HT2	High temperature material(black)
CR	Neoprene rubber

(1)Other materials can also be made, please contact us



HFB Selection specification

Models	F-G01-G1/8	F-G02-G1/4	M-M5	M-G01-G1/8	M-G02-G1/4
HFB10			⊙		
HFB15	⊙			⊙	
HFB20	⊙			⊙	
HFB25	⊙			⊙	
HFB30	⊙			⊙	
HFB40		⊙			⊙



Suction Cups

HFB

Suction Cups for the Packaging Industry



Package



Plastic bag

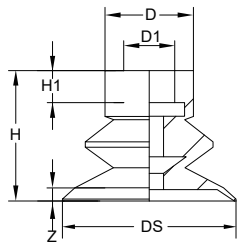


HFB Technical Data

Models	Volume [cm ³]	SuctionN ⁽²⁾ [-600mbar]
HFB10	0.3	0.5
HFB15	0.8	2
HFB20	1.2	2.1
HFB25	1.9	3.2
HFB30	2.9	4.6
HFB40	7.5	8.8



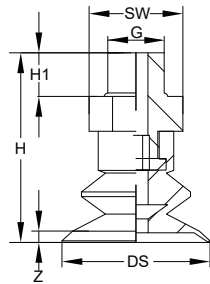
HFB 10~40 Design Data



Size[mm]⁽³⁾

Models	D	H	H1	DS	D1	Z	Weight[g]
HFB10	13	10	4.7	10	7.5	0.7	0.64
HFB15	13	12.7	4.7	15	7.5	1	1.19
HFB20	13	17	4.7	20	7.5	1.3	1.69
HFB25	13	19.2	4.7	25	7.5	1.7	2.33
HFB30	13	20.4	4.7	30	7.5	2	3.35
HFB40	20	29.7	6.6	40	11.4	2.7	8.3

HFB10~40Dimension



Size[mm]⁽³⁾

Models	H	H1	G	DS	SW	Z	Weight[g]
HFB10-M5-M	22	4.7	M5	10	8	0.7	1.49
HFB15-MG01	29.54	4.7	G1/8"	15	14	1	5.39
HFB20-MG01	31	7.5	G1/8"	20	14	1.3	5.89
HFB25-MG01	32.7	7.5	G1/8"	25	14	1.7	6.53
HFB30-MG01	36.4	10	G1/8"	30	14	2	7.55
HFB40-MG02	45.7	10	G1/4"	40	14	2.7	18.71

HFB 10~40 External thread

Suction Cups

HFB

Suction Cups for the Packaging Industry

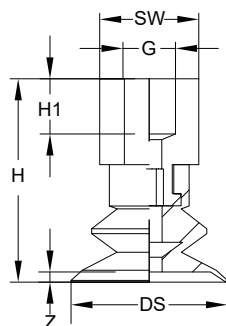
HANWHA



Package



Plastic bag



HFB15~40 Internal thread

Size[mm]⁽³⁾

Models	H	H1	G	DS	SW	Z	Weight[g]
HFB15-FG01	30	6	G1/8"	15	14	1	6.04
HFB20-FG01	31.5	9	G1/8"	20	14	1.3	6.54
HFB25-FG01	33.2	9	G1/8"	25	14	1.7	7.18
HFB30-FG01	37.7	12	G1/8"	30	14	2	8.2
HFB40-FG02	46.9	12	G1/4"	40	17	2.7	18.67

(3) Compliant with DIN ISO 3302-1 M3 rubber parts allowable dimensional tolerances. Z is the trip