

Suction Cups

HSA-S

Flat suction cup



board



Breathable

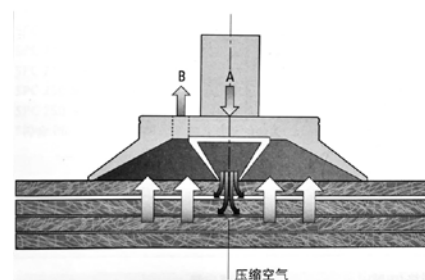
Product characteristics

- *Circular suction cups are used for handling and separating workpieces with porous or flat surfaces and breathability
- *When absorbing stacked breathable workpieces, blowing compressed air into the separation chamber in the suction cup can achieve the separation of the workpieces




Product structure

- *HSA vacuum suction cup with separated inner suction cup, composed of sealing gasket and aluminum support plate
- *The support plate is embedded into the sealing gasket of a special structure
- *The inner sealing lip separates the compressed air chamber in the center from the vacuum chamber
- *The suction cup sealing gasket can be replaced separately after wear, and the aluminum support plate can be reused
- *The central threaded hole of the support plate (compressed air inlet A) is used to separate the workpiece; (Vacuum connection port B) for vacuum suction



Product advantages

- *Suitable for various flat and breathable workpieces, such as medium density boards, high-density boards, etc
- *Prevent stacked breathable workpieces from sticking together during suction and lifting
- *Short work cycle
- *Strong suction force



Suction Cups

HSA-S

Flat suction cup

HANWHA



board



Breathable



HSA-S Ordering NO

HSA	—	S	—	160
1		2		3

1-Series		2- Special functions		3-Diameter	
HSA	Suction Cup	S	Stripping function	160~250	φ160~250mm



HSA-S Replace parts

Replace parts

HSA-S

- * Separate the inner suction cup
- * Size:33,00
- * Material: Nitrile rubber HNBR Material hardness:65,0 Shore A



Suction Cups

HSA-S

Flat suction cup

HANWHA



board



Breathable

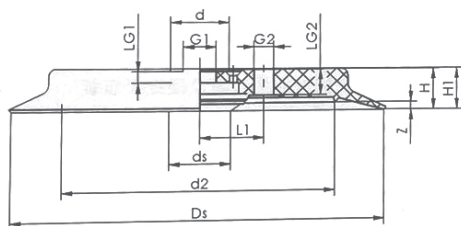


HSA-S Technical Data

Models	Suction	Suction	Internal volume	Adapted hose diameter
	[Ds]	[d2]	[cm ³]	[mm]
HSA-S-160	975	475	98	12
HSA-S-210	1760	1125	202	12
HSA-S-250	2540	1815	310	12



HSA-S 160~250 Design Data



Size[mm]⁽³⁾

Models	d	H	H1	DS	D2	Z	ds
HSA-S-160	34	25	26.5	160	113	7	33.5
HSA-S-210	34	23	24.5	210	163	5	33.5
HSA-S-250	34	25	26.5	250	203	7	33.5

Size[mm]⁽³⁾

Models	L1	G1	G2	LG1	LG2
HSA-S-160	36.5	G1/2"	G1/4"	13.5	15
HSA-S-210	36.5	G1/2"	G1/4"	13.5	15
HSA-S-250	76.0	G1/2"	G1/2"	13.5	15

HSA-S Dimension

